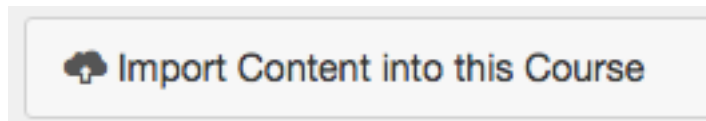


## Copying a Canvas Course



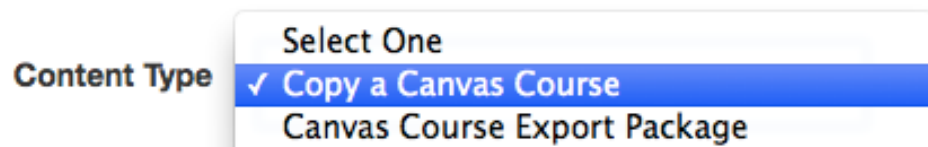
Go to the course that you would like to import a course in to.  
Once it's open – click on “Settings” on the left hand side.

### Select “Import Content Into This Course”

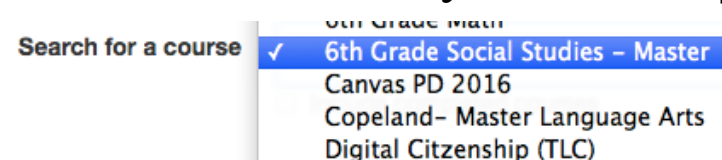


### Select “Copy A Canvas Course”

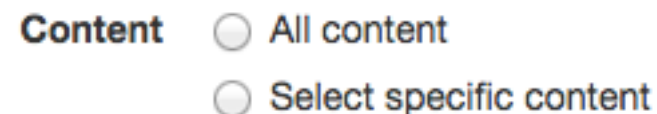
#### Import Content



### Select the Course that you want to import FROM



### Select import “All Content” or “Select Specific Content”



If you select “Specific Content” you can import individual pages, modules, etc. when you click the “Select Content” button



Once you have selected what you want, it should start to import into your class. When it's finished importing you could double check to make sure it imported correctly. These steps will need to be repeated for each course.